



CAREER CONNECTED
LEARNING PHL

Positioning Philadelphia's Youth for Career Success

Expeditionary Learning | August 8, 2024

Presenters



Jay Kamau
Education Specialist



Javine Smith
Education Specialist

Foundations Inc. Your Capacity Building Partner



Build Capacity

Capacity Building and Support



Strengthen Skills

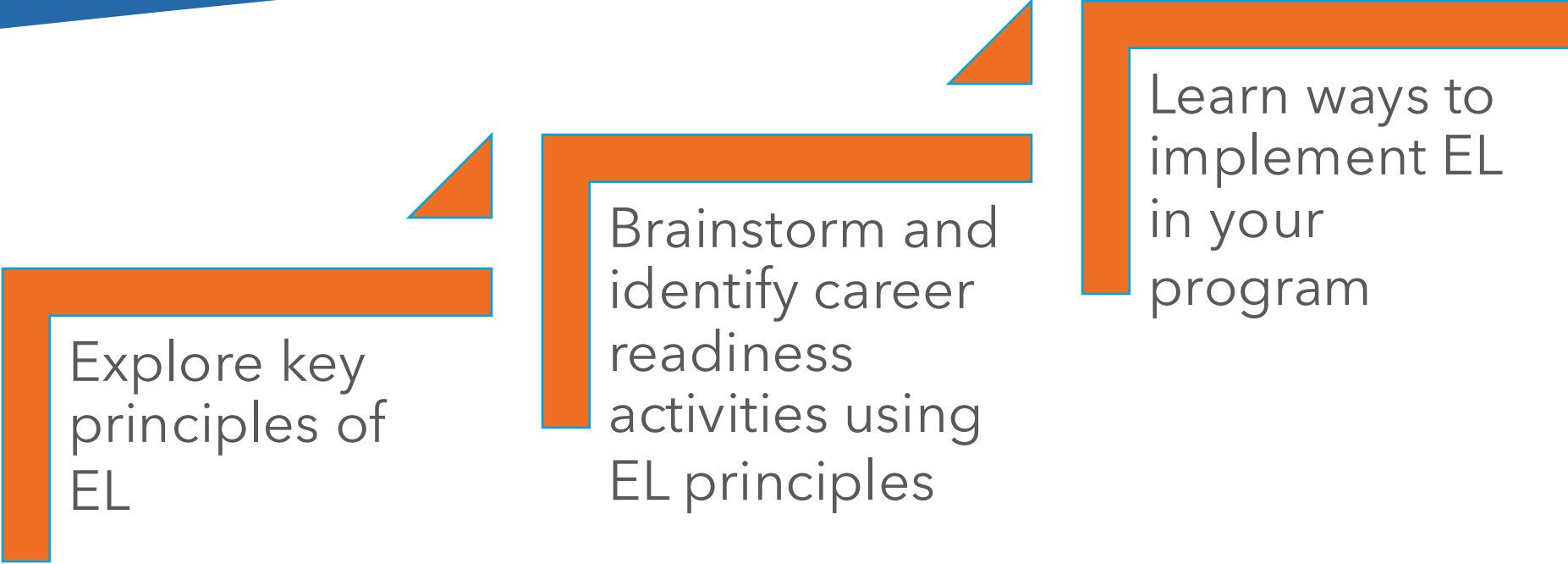
Professional Learning



Elevate Techniques

Resources

Objectives



Explore key principles of EL

Brainstorm and identify career readiness activities using EL principles

Learn ways to implement EL in your program

Supporting Work- based Learning



Supporting Work-based Learning

How can we transform programs to not only engage youth but also equip them with skills and confidence they need to thrive in today's competitive job market?

What are the top skills you think employers are looking for today?

What is Expeditionary Learning (EL)?



A research-based active learning approach where youth engage in real-world experiences and reflective practices.

Why use EL in C2L-PHL Programs?

Youth experience

- Skill Application in Real Work
- Intentional Reflective Practices
- Success and failure



Key Principles of EL

**Learn By
Doing**

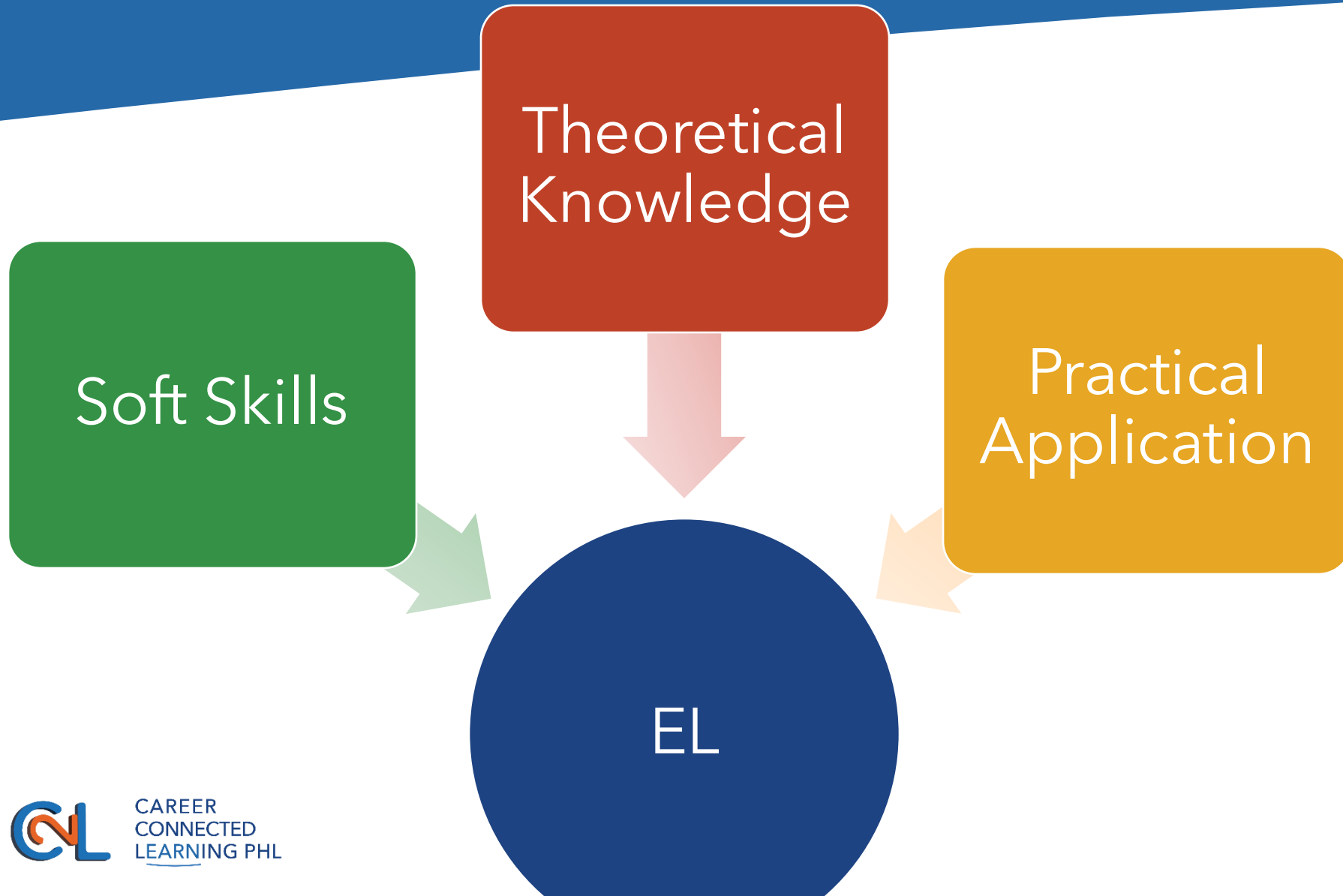
**Real World
Application**

**Reflective
Practices**

**Character
&
Leadership**

**Agency
and
Ownership**

Learn by Doing & Real-World Application



What potential worksite opportunities or business partnerships can youth participate in to gain practical experiences?

Pathways to EL

IT Pathways - Developing a Community Website

Skills

Theoretical Knowledge

UX design
Color Theory
HTML
JavaScript

Pathways to EL

Arts Pathways - Creating a Community Mural

Skills

**Theoretical
Knowledge**

Art History & Theory
Mediums of Art
Art Techniques
Community
Engagement

Pathways to EL

Community Service Pathways – Organize a Community Health Fair

Skills

Theoretical Knowledge

Public Health
Health and Wellness
Disease Prevention
Event Planning
Mobilizing Community Resources


Key Principles of EL



Reflective Practices



Journaling



Reflection Sessions



Portfolio
Development



Peer Feedback



Reflective
Questions



Reflection through
Presentations

Implementing Reflective Practices

Journaling - Provide Prompts

- What did you do?
- What have you learned?
- What challenges did you face?
- How did you overcome those challenges?

Implementing Reflective Practices

Reflection Sessions

- Weekly milestone check-ins
- Group discussions
- One-on-one sessions

Implementing Reflective Practices

Portfolios

- Examples of Work
- Written Reflections



Implementing Reflective Practices



Peer
Feedback

Structured

Guidelines

Implementing Reflective Practices

Reflective Questions

- What was the most significant thing you learned today?
- What challenges did you face, and how did you address them?
- How does this experience connect to your career goals?

Implementing Reflective Practices

Reflection through Presentations



Reflective Practices

Which reflective practice you would like to implement in your program right away?

- Journaling
- Reflection Sessions
- Portfolio Development
- Peer Feedback
- Reflective Questions
- Reflection through Presentation

Key Principles of EL



Building Character & Leadership

- Not just about academic skills
- Emphasize personal growth and leadership development




Strategy 1: Leadership Roles

Assign specific leadership roles within each project



Strategy 2: Peer Mentorship


Implement peer mentorship programming where more experienced youth mentor newcomers



Strategy 3: Projects



Project-based Learning



Service- Learning

Building Character and Leadership

Think of a time when you took on a leadership role, either in a professional or personal setting.

What was your experience?

Key Principles of EL

**Learn By
Doing**

**Real World
Application**

**Reflective
Practices**

**Character
&
Leadership**

**Agency
and
Ownership**

Youth Community Improvement Project




Fostering Youth Agency & Ownership

Empower youth
to take
ownership

Provide
opportunities
for self-directed
projects

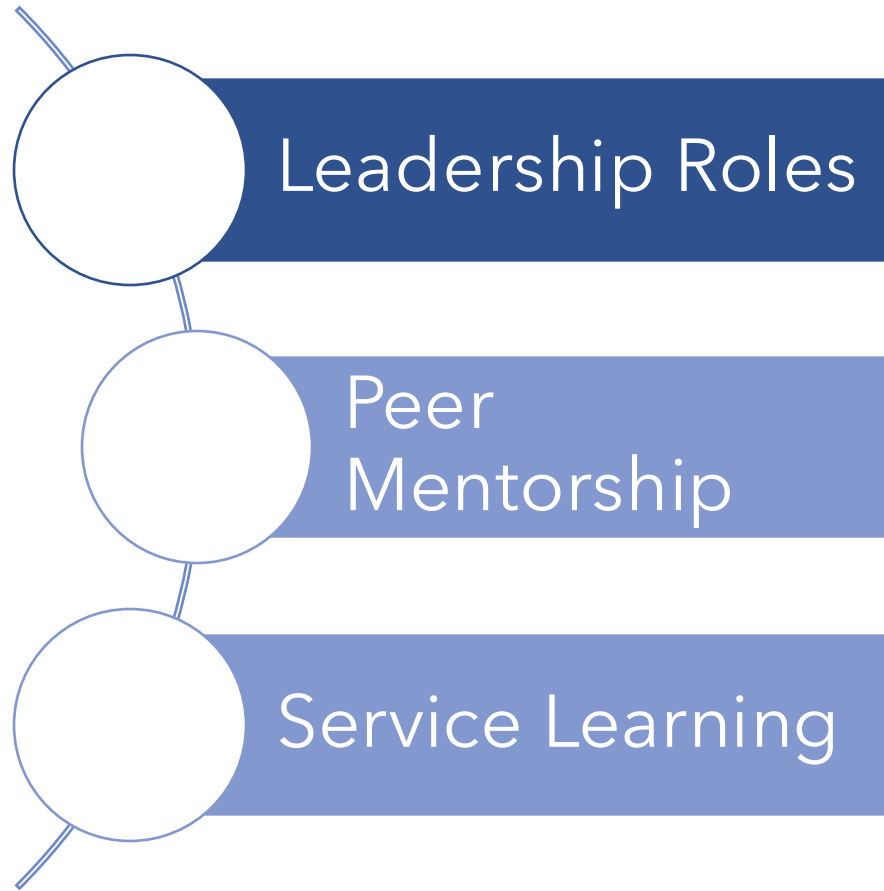
Choice-Based Projects



Goal Setting



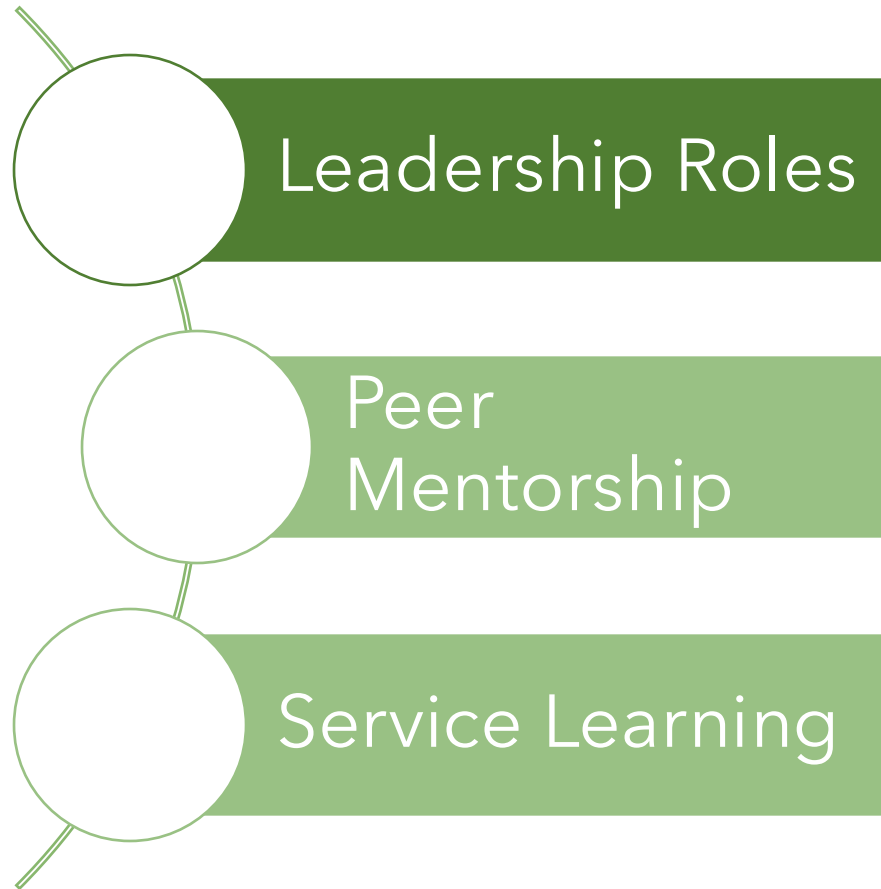
Challenges with EL



IT Pathways Program

A student project manager struggles with team members not meeting deadlines, leading to frustration and project delays.

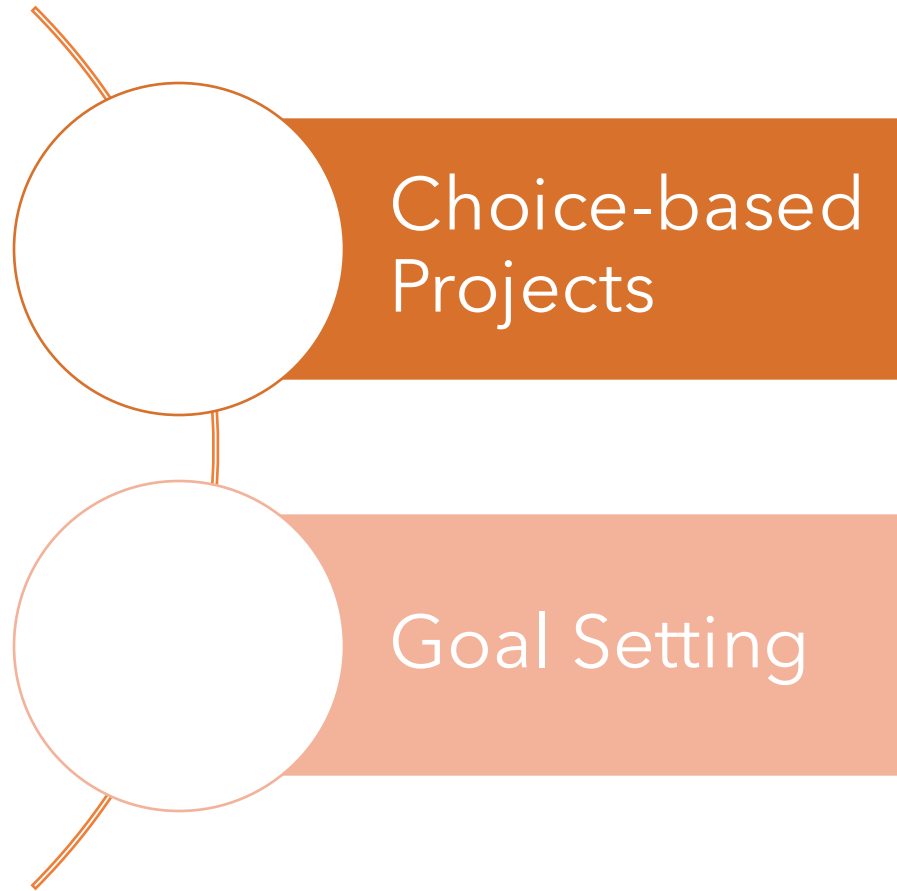
Challenges with EL



Arts Pathways Program

Experienced mural painting youth are reluctant to mentor new youth, fearing it will slow down the project.

Challenges with EL



Community Service Pathways Program

Youth struggle with staying motivated and tracking their progress to complete the interactive learning modules the Healthcare professionals provided to help youth learn about health topics that will be covered during the fair.

Key Principles of EL



Successful EL Program Exemplars



Successful EL Program Exemplars

Grads 2 Careers Program



Case Study - Breakout the Ideas!

The IT Pathways program

- What EL Principles have been addressed?
- What key EL Principle is missing
- What strategy can facilitators implement to support youth learning using EL?

Collaborating for Success

- Build a Support Network
- Share Best Practices
- Leveraging Technology



Monitor and Evaluating Success



Establish Clear
Metrics



Collect Data



Reflect and Adjust

Resources Review

Register for the next PD Opportunity by visiting the Virtual PD Events page



The screenshot shows the C2L Resource Library website. At the top, a blue banner contains the text "Register for the next PD Opportunity by visiting the Virtual PD Events page". Below this is a search bar with a magnifying glass icon. The main header features the C2L logo and the text "RESOURCE Library". A left sidebar lists navigation options: "Resource Library", "Home", "Virtual PD Events", "Tools and Templates", "Guides", "Podcasts and Media", "Self-paced Learning", "Explore", "JEVS Technical Assistance", and "Help Desk". A blue banner below the header contains the text "REMINDER: JEVS Office Hours are Monday - Friday 12 - 6pm". The main content area has a large heading "Explore.Learn.Thrive." followed by a welcome message and two paragraphs of text describing self-paced learning and discover resources.

Resource Library

Home

- Virtual PD Events
- Tools and Templates
- Guides
- Podcasts and Media
- Self-paced Learning
- Explore
- JEVS Technical Assistance
- Help Desk

REMINDER: JEVS Office Hours are Monday - Friday 12 - 6pm

Explore.Learn.Thrive.


Welcome to C2L - PHL Resource Library! Here's how to make the most of your journey:

Self-Paced Learning: Start with the Learning Modules tab to get onboard with C2L-PHL continuum and high-quality programming. Afterwards, you'll be ready to engage with our community through forums and discussions. Register for upcoming PD on our Virtual PD Events page. Connect with the youth workforce ecosystem to hear insights on the latest trends and best practices through our Podcasts and Media page.

Discover Resources: Dive into a wealth of knowledge curated for your success. Check out our Tools and Templates page for a comprehensive collection of resources you can use to enrich your youth workforce programming. Looking for something more? Check out our Explore tab to find external resources.

Keeping TABBs

Takeaway
Action
Barriers
Benefits



Capacity Building Virtual PD Events

Providers: Partnering and Engaging with Families and Caregivers

Thursday, August 15, 2024
at 10 am

Employers: Supporting a Diverse Workforce

Thursday, August 29, 2024
at 10 am



Questions?

careerprograms@foundationsinc.org