



CAREER CONNECTED
LEARNING PHL

Positioning Philadelphia's Youth for Career Success

Service Learning



CAREER CONNECTED
LEARNING PHL

Positioning Philadelphia's Youth for Career Success

Introduction to Service-Learning Projects | July 18, 2024

Part 1



Erica Hoskins
Education
Specialist



Jay Kamau
Education
Specialist

Objectives

- Define service-learning
- Learn about different types of service learning
- Develop a framework for implementing service-learning in your program

What is Service-Learning?

- Integrate community service and academic learning
- Apply knowledge and skills to real-world situation
- Distinct from community service and volunteering

Types of Service-Learning

- Direct Service-Learning
- Indirect Service-Learning
- Research-based Service-Learning
- Advocacy Service-Learning

Direct Service-Learning

- Tutoring
- Helping in homeless shelter
- Giving presentations on violence and drug prevention



Direct Service-Learning - ManUpPHL



Indirect Service-Learning



- Benefit community or environment
- Restoring historic buildings, compiling a town history

Indirect Service-Learning: Historic Germantown



Research-based Service-Learning

- Find, gather, and report on needed information
- Writing a guide and translating
- Creating videos and brochures for non-profit agencies



Research-based Service-Learning: Rock the Vote

ROCKTHE**VOTE**

Advocacy Service-Learning



- Create awareness and action on issues
- Conducting public information campaigns

Advocacy Service-Learning: Philadelphia Coalition for Affordable Communities



Quick Reflect

How are your youth engaged in these types of activities?

Examples of Service-Learning

- Concerns with health and wellness of community
- Friends who are depressed
- 22% of youth thought about suicide
- How can youth make an impact on the health and wellness of their community to improve their mental wellbeing?

EHO

Padlet

Erica Hoskins, 2024-07-16T15:49:17.772

Examples of Service-Learning

Example Direct Service-Learning Activities

- Organizing Mental Health Workshops
- Volunteering at Support Centers
- Creating Wellness Programs

Examples of Service-Learning

Indirect Service-Learning Activities

- Campaigns and Advocacy
- Fundraising
- Resource Creation

Examples of Service-Learning

Research-Based Service-Learning Activities

- Conducting Surveys
- Evaluating Programs
- Collaborating with Experts

Examples of Service-Learning

Advocacy Service-Learning Activities

- Policy Advocacy
- Community Engagement
- Educational Outreach

Reasons For Using Service-Learning

- Engage Youth
- Empower Youth
- Provide Real-World Experiences for Youth

Video



Benefits of Service-Learning

- Personal Development
- Social and Interpersonal Development
- Sense of Connectedness

Personal Development

- Character value and responsible behavior
- Leaders, contributors, and change makers
- Critical thinking skills
- Tolerance of ethnic diversity



Social and Interpersonal Development



- Improved social skills
- Group work and social sensitivity
- Intergenerational connections
- Set goals

Sense of Connectedness

- Having pride in the community
- Feeling responsible for welfare of community
- Feeling valued by community members



Build Critical Thinking Skills


How can you incorporate critical thinking skills in an activity?

Build Critical Thinking Skills

Community Engagement

- Evaluate Information
- Analyze Arguments
- Practice Problem-Solving
- Promote Collaboration
- Encourage Reflection

Stages of Service-Learning



IPARD Framework

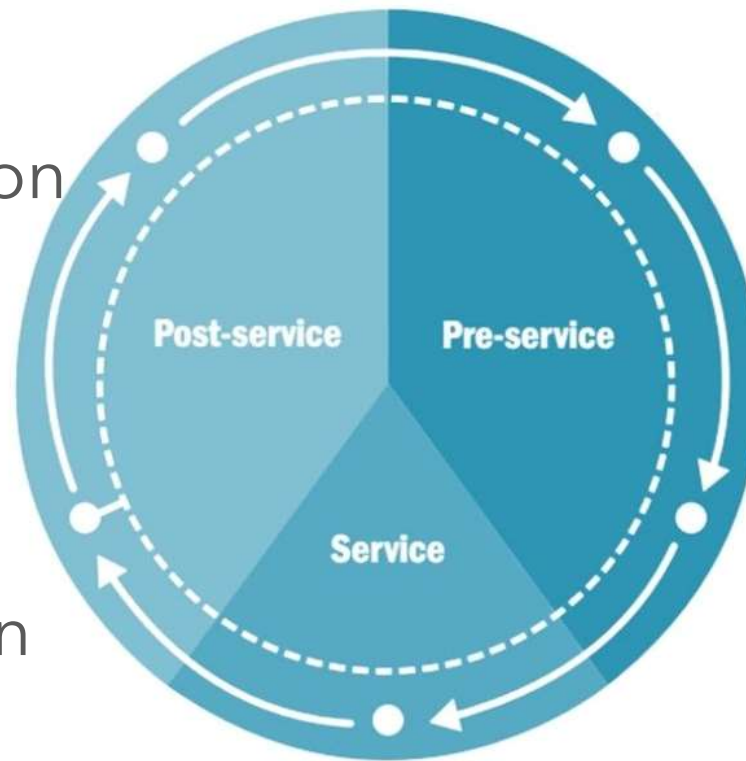
D
Demonstration

I
Investigation

R
Reflection

P
Planning &
Preparation

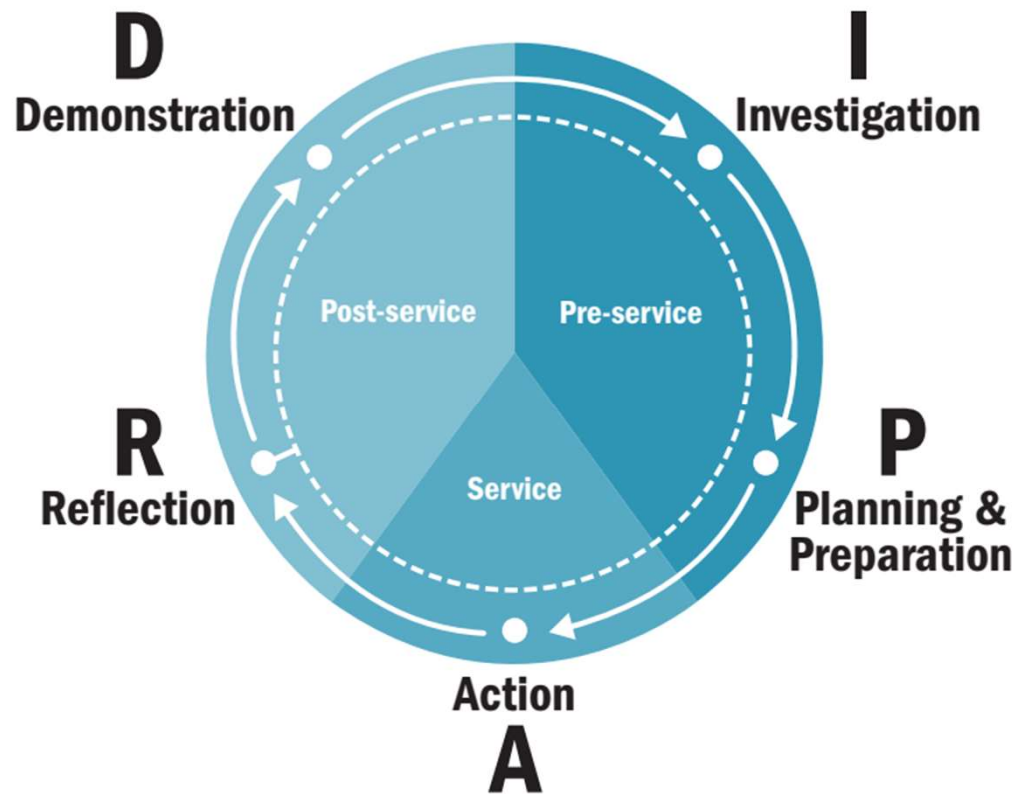
A
Action



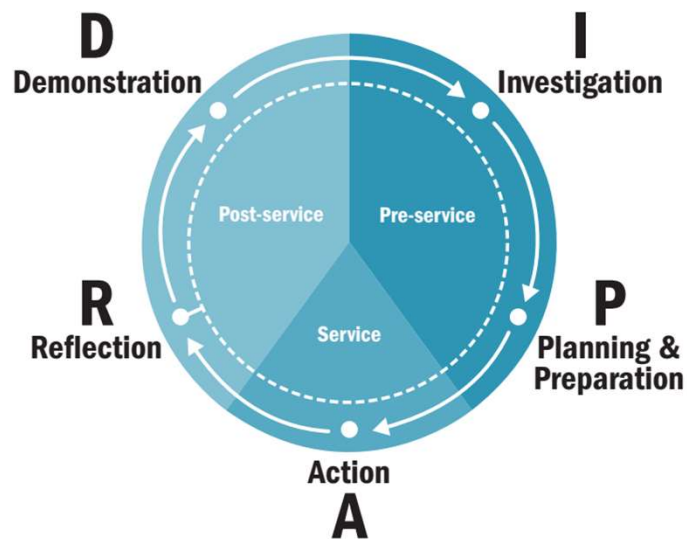
Implementing IPARD

- Youth interest inventory
- Grant writing
- Service-learning activity
- Individual and group reflection
- Showcase

IPARD Framework



IPARD Framework



Demonstration

- Prepare
- Present
- Store

Challenges and Solutions

Challenge	Solution
Youth behavior	Practice appropriate behavior
Youth can't express the purpose of participating in service learning	Sufficient duration and intensity of the service-learning program

Standards of Effective Programs

- Meaningful and relevant service
- Instructional strategy
- Reflection activities
- Promotes understanding of diversity

Standards of Effective Programs (cont'd)

- Youth voice
- Collaborate
- Progress monitoring
- Duration and Intensity

Incorporating Standards of Effective Programs

- How does your standard apply to real-world service projects you have been involved in or plan to undertake?
- Share examples, challenges, and successes related to your assigned standard

Recap - Driving Questions

Question	"How Can...", "What can...", etc
Action Taker(s)	Who will participate? What career will they focus on?
Action	What will participants do or create?
Recipient	Who will the project impact?
Impact	What is the purpose?

Create your service-learning project

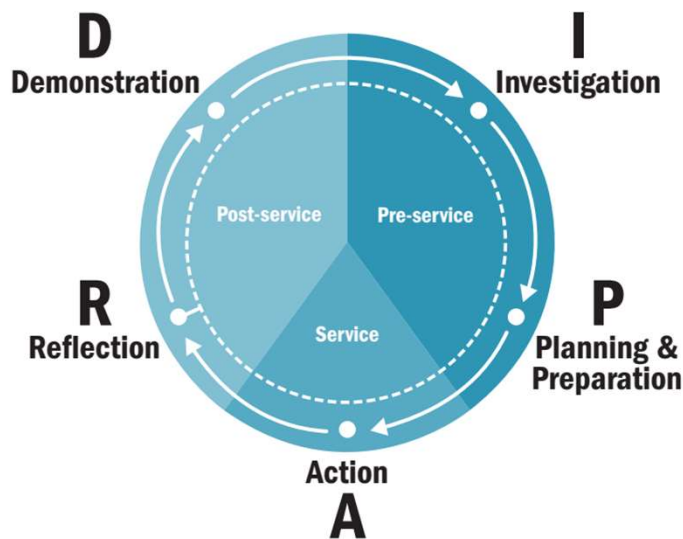
Using the IPARD framework, create an outline for a service-learning activity that you could implement based on a driving question

Create your service-learning project

Example from Crafting A Driving Question:

How can youth learn to create a budget to develop their money management skills?

Create your service-learning project




Demonstration

- Showcase
- Celebrate
- Sustainability

Keeping TABBs

T
A
B
B

Takeaway
Action
Barriers
Benefits



Resources Review

Register for the next PD Opportunity by visiting the Virtual PD Events page



The screenshot shows the C2L Resource Library website. At the top, there is a navigation bar with a search icon on the right and a message: "Register for the next PD Opportunity by visiting the Virtual PD Events page". Below the navigation bar is a large banner with the C2L logo and the text "RESOURCE Library". On the left side, there is a dark sidebar with the following menu items: "Resource Library", "Home", "Virtual PD Events", "Tools and Templates", "Guides", "Podcasts and Media", "Self-paced Learning", "Explore", "JEVS Technical Assistance", and "Help Desk". Below the banner, there is a blue bar with a reminder: "REMINDER: JEVS Office Hours are Monday - Friday 12 - 6pm". The main content area features a grid of images showing bookshelves and a library interior. To the right of the images, the heading "Explore.Learn.Thrive." is displayed in a large, blue font. Below the heading, there is a paragraph of text: "Welcome to C2L - PHL Resource Library! Here's how to make the most of your journey:". This is followed by two paragraphs of text, each starting with a bolded heading: "Self-Paced Learning:" and "Discover Resources:". The "Self-Paced Learning:" paragraph describes starting with Learning Modules, engaging with the community, and registering for PD events. The "Discover Resources:" paragraph describes diving into a wealth of knowledge, checking out Tools and Templates, and exploring external resources.

Questions?

careerprograms@foundationsinc.org

Capacity Building Virtual PD Events



Stipend Based Activities
July 23, 2024 at 10am

*Embedding Soft Skills in
Service Learning*
July 25, 2024 at 10am