



CAREER CONNECTED
LEARNING PHL

Positioning Philadelphia's Youth for Career Success

Summer Program Check-In | July 10, 2025
10 am - 11am

C2L-PHL Capacity Building Support Specialists



SHANIKA PECK
Director, Career Programs



TASHA GARDNER, Ed.D



JAY KAMAU



ERICA HOSKINS



JAVINE SMITH

Objectives

- Highlight program success
- Identify challenges related to capacity building
- Troubleshoot solutions and understand how to implement action plans

Foundations Inc. Your Capacity Building Partner



Build Capacity

Capacity Building and Support



Strengthen Skills

Professional Learning



Elevate Techniques

Resources

What is Capacity Building? The Toolbox

What you're able to do with what you have


- Human
- Organizational
- Technical
- Partnership

Growing what you're capable of doing

- Improving Skills
- Strengthening Systems
- Leveraging Resources
- Enhancing Partnerships

Recovery Doodle

1 minute



2 minutes





Summer Highlights



Summer Program Highlights



BOYS & GIRLS CLUBS
OF PHILADELPHIA

- High Rate of Returning Youth
- Participants Familiar with Program Expectations

Program Analysts

- Compliance
- System Capacity

Capacity Building Support Specialists

- Program Planning & Implementation
- Staff Support


Identifying Challenges



Challenges

Capacity Building Challenges

- Organizational or individual barriers
- Internal gaps that require targeted interventions



Group Reflection

Join your breakout room with your capacity building specialist

- Share a challenge you'd like to address
- Identify commonalities

Challenges

Capacity Building Challenges

- Working with and training staff to work with priority populations
- Uncertainty about how to implement the C2L model
- Communicating with families and caregivers
- Establishing norms with new youth



Troubleshooting Solutions



Identifying Patterns and Trends

Supporting Priority Populations

- Youth who are juvenile justice court-involved
- Youth involved in child welfare system, foster care, or aging out of foster care
- Youth who have disabilities
- Youth who are pregnant or are parenting

Supporting Priority Populations

Workplace Skills

It is essential for young adults with autism to learn proper skills in the workplace, not just related to the job itself, but also social skills and rules of a work environment. Example of these skills include:

Initiating interactions with coworkers, as well as ending them

Understanding and respecting boundaries

Asking questions when help or clarification is needed

Being patient in situations that may be frustrating

Learning the best ways to respond when agitated, i.e. taking breaks in a quiet room or walking outside for fresh air

Maintaining proper hygiene

Knowing what topics are appropriate in the workplace and what should be kept private



PHILADELPHIA
AUTISM PROJECT

*Guided by the
Autism Community*

Social Skills in the Community and the Workplace

Using Social Amenities: Phrases such as please, thank you and you're welcome are simple, short and easily taught.

Using Appropriate Greetings: Some students fail to greet or acknowledge others; others greet people over and over again. Teaching the appropriate use of greetings can be helpful.

Terminating Conversations: A common complaint of peers, supervisors and coworkers is that the worker or participant with autism walks away while being spoken to.

Accepting Correction: Many people do not like to receive correction or criticism, which can be especially upsetting to an individual with autism. Social skills training may need to focus on teaching the student exactly what to say and do when given correction.

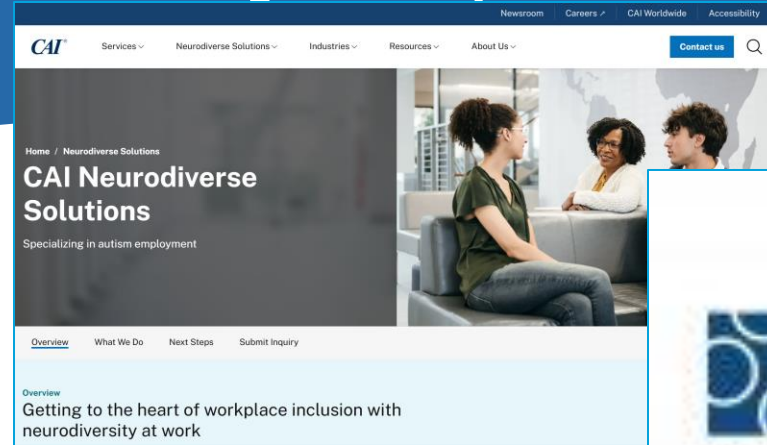
Responding Assertively: People with autism can sometimes be taken advantage of. Social skills training may be required to teach them how to stop this from happening, for example, how to say, "Leave me alone" if someone is bothering them.

Accepting Suggestions: If a teacher or parent provides a suggestion, this can sometimes result in a refusal to take the suggestion, and can even serve as a trigger to acting out behavior. Providing the student with general instructions on the need to accept suggestions followed by the opportunity to practice this skill can be effective.

Asking for Help and Revealing a Problem: One of the most important social skills is to ask for help when it is needed. In either the work or school setting, social skills training can be used to teach individuals how to ask for help and how to talk to others about a problem.

Supporting Priority Populations

- Neurodivergent
- Behavioral Health
- Juvenile Justice
- Foster Youth



Group Reflection

Rejoin your breakout room with your Capacity Building Specialist

- Follow up on how you can address your challenge
- Your Capacity building specialist will take notes!

Provider Action Planning

- Pre-Program Assessments
- Capacity Building Site Visits
- Hello Insight Data
- Specific Concerns

Provider Action Planning

Summarized Action Plan

Activity/Milestone	Resources/Tools	Target Audience	Timeline	Outcome
Enhancing Family/Caregiver Communication	<ol style="list-style-type: none">1. Review Rooted in Trust Recorded Training2. Utilize the Trifecta of Trust Tool	Frontline Staff or Staff working directly with youth, families, and/or caregivers	Complete Training video and feedback form 5 days before Debrief meeting scheduled on July 20 th .	Staff will use the Building Trust continuum to increase family and caregiver input on C2L program decisions by inviting at least 8 of their youth families to 3 of their end of week reflection sessions

Provider Action Planning

Summarized Action Plan

Activity/Milestone	Resources/Tools	Target Audience
Enhancing Family/Caregiver Communication	<ol style="list-style-type: none"><li data-bbox="886 558 1633 825">1. Review Rooted in Trust Recorded Training<li data-bbox="886 839 1633 999">2. Utilize the Trifecta of Trust Tool	Frontline Staff or Staff working directly with youth, families, and/or caregivers


Provider Action Planning

Timeline	Outcome
Complete Training video and feedback form 5 days before Debrief meeting scheduled on July 20 th .	Staff will use the Building Trust continuum to increase family and caregiver input on C2L program decisions by inviting at least 8 of their youth families to 3 of their end of week reflection sessions

Action Planning Questions

- **Before** - Do we have the right conditions in place to start?
- **During** - What adjustments are needed based on early feedback or data?
- **After** - What worked, what didn't, and how can we apply lessons learned?

Proud Doodle



C2L-PHL Resource Library Reminder

Universal Support

- Virtual Training Sessions
- Tools and Templates
- Guides
- Podcasts and Other Media
- Collaboration and Engagement

Capacity Building Virtual PD Events

**Thursday, August 7 at
10am**

Program Close-Out

The screenshot shows the C2L Resource Library website. At the top, a blue banner reads "Register for the next PD Opportunity by visiting the Virtual PD Events page". Below this is a large header area with the "C2L RESOURCE Library" logo. A navigation menu on the left includes "Resource Library", "Home", "Virtual PD Events", "Tools and Templates", "Guides", "Podcasts and Media", "Self-paced Learning", "Explore", "JEVS Technical Assistance", and "Help Desk". A blue banner below the header contains a "REMINDER: JEVS Office Hours are Monday - Friday 12 - 6pm". The main content area features the heading "Explore.Learn.Thrive." and a welcome message: "Welcome to C2L - PHL Resource Library! Here's how to make the most of your journey:". Below this are two paragraphs: "Self-Paced Learning: Start with the Learning Modules tab to get onboard with C2L-PHL continuum and high-quality programming. Afterwards, you'll be ready to engage with our community through forums and discussions. Register for upcoming PD on our Virtual PD Events page. Connect with the youth workforce ecosystem to hear insights on the latest trends and best practices through our Podcasts and Media page." and "Discover Resources: Dive into a wealth of knowledge curated for your success. Check out our Tools and Templates page for a comprehensive collection of resources you can use to enrich your youth workforce programming. Looking for something more? Check out our Explore tab to find external resources."

Questions?

careerprograms@foundationsinc.org